

# SJL



# News

Friday 7<sup>th</sup> February 2025

[www.sirjohnlillie.lbhf.sch.uk](http://www.sirjohnlillie.lbhf.sch.uk)

## February 2025

Friday 7 <sup>th</sup>	Safer Internet workshops
Tuesday 11 <sup>th</sup>	Safer Internet day
	Y5 10.30am Maths and Music workshop at Royal Albert Hall
Wednesday 12 <sup>th</sup>	Year 4 class assembly
Thursday 13 <sup>th</sup>	9am SEND coffee morning with Victoria Hall in the community room
	Year 1 to Wimbledon Windmill
Friday 14 <sup>th</sup>	Mufti day bring a £1 Come dressed in red Last day of half term
Half term Monday 17 <sup>th</sup> to Friday 21 <sup>st</sup> Contact Debbie for playcentre details	
Monday 24 <sup>th</sup>	Return to school 8.50am
Wednesday 26 <sup>th</sup>	Y2 online Royal Albert Hall workshop
Friday 28 <sup>th</sup>	Y4 online Royal Albert Hall ballet workshop
<b>March 2025</b>	
Tuesday 4 <sup>th</sup>	Parent consultations Reception/Nursery/Y1 and Y2
Wednesday 5 <sup>th</sup>	Parent consultations Years 3,4,5 and 6
Monday 10 <sup>th</sup> - Fri 14 <sup>th</sup>	Science week
Thursday 6 <sup>th</sup>	School journey meeting 3pm
Monday 24 <sup>th</sup>	Book Fair arrives for the week
Sunday 30 <sup>th</sup>	School journey leaves for Marchants Hill
Wednesday 2 <sup>nd</sup> April	School Journey return

## NEW

## on our website

Each week we will continue to upload information on to our website for you.

What parents and carers need to know about scams and fake news.

Go to parents – parent advice and help – online safety

## Music and Maths Workshop for Y6

On Wednesday Year 6 went To the Royal Albert Hall to participate in a Music and maths workshop.




It was amazing 😊



We revisited the relationship between fractions, percentages and decimals.

We also used our music drum beat compositions to work out our maths problems 😊

Just before we left we were given the opportunity to see the staging for the new Cirque Du Soleil show in the auditorium. It was huge and so impressive.



## It was 'World Read Aloud Day' on Wednesday 5th February.

This is a day to celebrate reading and specially to practicing reading aloud.



We do a lot of reading aloud every day; reading our work to our class or to ourselves to see if it makes sense or if we can make it more interesting.

We read our books aloud to practice voices for characters or intonation. We read information aloud to help each other or share with our peers in assembly.

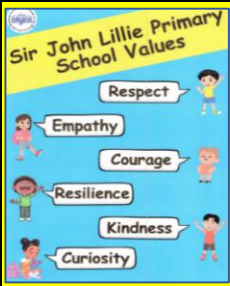


Our teachers read to us every day which helps with our imagination, vocabulary, thinking and listening skills, our attention span and our love of reading.



Try reading out loud and sharing a text at home tonight.





# Celebrating our values

Congratulations to the following children who were identified as having proudly shared one of our school values this week.

Child	Value	Year
Ahaan	Kindness	1
Omar	Empathy	2
Nadiya	Resilience	3
Eddie	Resilience	4
Dollie	Courage	5
Eliza	Respect	6

## Brain nibbles.... things to do this weekend with your family and friends ...



Talk to your parents about how to stay safe online. What information can you share and what must you NOT share?

Design a puzzle for the half term newsletter.



Get your outfit together for the Valentine mufti day next Friday.

Bake a cake and share with your family.



# Parent actions

**School Journey** meeting for parent and carers  
Thursday 6th March  
3pm  
Please put the date in your diary



Read aloud to your child this weekend. It's a great way to spend time together.

# Words of the week

Do you know what these words means? Can you use this word of the week when you are having chatter-time this weekend?

appreciate

# Composer/ Songwriter




## Info

In the assembly today we learned about the composer and songwriter

# Claude Debussy

When was Debussy born?

Do you know any of his tunes?



Rebecca Lewis-Oakes, author of the Dream Keepers books, came in and delivered two workshops on how to be a good writer to year 4 and 6.

She then shared her journey to being an author in assembly.

You can buy her books at Nomad books  
781 Fulham Road from 6<sup>th</sup> February.



# Gardening Club



Our gardeners were delighted with the new gardening equipment this week. New brooms, trowels, books, leaf collectors and green buckets.

They planted some more grasses in the front planters and swept and cleared the edible garden.



Next week they will be filling the planters with more soil and making information signs for the bulbs that are just beginning to poke through the soil.

# Attendance

Class	% Spring term Friday 31st January to Thursday 6 <sup>th</sup> February	Well done 6P we're very proud of you ☺
1S	87.8%	
2A	93.1%	
3W	95.4%	
4H	96%	
5T	94.4%	
6P	97.8%	
Total	94.4%	

**Resilience** is one of our school values and is quite difficult to teach.

We teach **resilience** through our actions and our discussions.

For example,

- When we get out in 4-square, we get right back in the line and try again.
- If we don't get picked for a team we practise even more so maybe, we get picked again.
- If we get a question wrong, we don't give up, we have another go!


**Resilience** is also important in everyday life with our attendance. Being in school every day even if we are tired or one of our siblings is unwell and unable to come in is so important. It's a value that will help you in your secondary school and your working life.

## 'Last last'

Have you told your parents about 'Last, last' and how important it is in your learning?

Remembering our previous learning in lessons helps us to build on skills and knowledge and grow in our understanding. An easy example is when we repeat the alphabet as a young child. Repeating it, singing it, seeing it in picture form helps us to remember and then we can recall it and use it in our reading and writing forever!

There are lots of ways that we do this in class: talking at the beginning of each lesson about what we have learnt previously, looking at pictures, discussing vocabulary, revisiting methods we have used in maths and even playing memory games!



# Puzzle time

P	L	D	R	E	E	M	N	O	R	L
S	I	L	T	F	U	Z	K	M	E	E
C	S	N	T	E	A	C	H	G	F	A
H	E	M	O	R	H	I	N	G	L	R
O	N	U	L	U	N	C	H	G	E	N
O	I	R	R	L	E	D	C	T	C	I
L	N	I	R	E	D	C	K	L	T	N
S	G	E	G	H	L	S	U	E	R	G

SUE  
SCHOOL  
LEARNING  
RE  
TEACH  
MORNING  
LISTENING  
REFLECT  
LUNCH  
RULE

Thank you to Halima and Aleena for their word searches.

There will be more on the newsletter next week.

ENVY  
SADNESS  
FEAR  
NOSTALGIA  
JOY  
ANXIETY  
DISGUST  
SURPRISED  
ANGER

E	N	N	U	I	I	Q	B	B	C	U
N	S	A	D	N	E	S	S	D	S	M
V	F	S	U	R	P	R	I	S	E	D
Y	T	E	I	X	N	A	N	G	E	R
J	E	A	D	I	S	G	U	S	T	A
O	V	R	A	N	X	Y	O	T	G	E
Y	A	J	W	B	D	C	Z	J	Q	F
N	O	S	T	A	L	G	I	A	H	K



Reception, years 1 and 2 met Phillip today.

He helped to remind us what information we can share on the internet and what information we must NOT share.

Do you know?

## Never share

- your full name
- your date of birth
- the school you go to
- where you live

## Stay safe online

Years 3 and 4 were taught about what to do if they found problem on the internet, reminded of age limits for games and social media and shown how to put privacy settings for APPS.



Remember to get active this weekend 😊

## Bumble Bee Breath



Get Set 4 Education

**What you need:** a quiet space

Breathing techniques help our bodies to relax, slow our heart rate and feel calmer.

### How to play:

- Keep your lips lightly sealed.
- Breathe in through your nose and then breathe out making a 'mmmm' sound until you need to breathe in again.
- The longer your 'bee hum', the more relaxed you are likely to be.



Try this breath before school or after lunchtime.

[www.getset4education.co.uk](http://www.getset4education.co.uk)

© Copyright Get Set 4 Education Ltd.

## Can't Touch This



Get Set 4 Education

**What you need:** A ball, a stopwatch and another person

### How to play:

- One person, the attacker, dribbles on the spot trying to protect the ball for 30 seconds.
- Other person, the defender, scores a point each time they touch the ball.
- Attack turn your body and try to keep the ball away not letting the defender touch it.
- Switch roles then repeat the game trying to beat your previous score.

### Top tips:

- Use one hand then the other.
- Use your body as a barrier to protect the ball.



[www.getset4education.co.uk](http://www.getset4education.co.uk)

© Copyright Get Set 4 Education Ltd.