








	Autumn 1	Autumn 2	Spring 1	Spring 2	Summer 1	Summer 2
Suggested Visits/Visitor opportunities	Fulham Palace How did the Victorians live?	Wimbledon common	Jewish Museum	British Museum	British Museum Fulham Palace War or peace?	River Thames
Key Texts	The Boy at the Back of the Class  Let there be peace Lemn Sissay	The Great Kapok Tree  http://www.bratton.wilts.sch.uk/wp-content/uploads/2016/02/The-Great-Kapok-Tree-story.pdf	Harry Potter and the Philosopher's Stone 	Beowulf 	Dragonology 	The Sea of Tranquillity  Blast off to the Moon! 
English	<p>Writing to Entertain <i>From a character's perspective</i></p> <ul style="list-style-type: none"> Organise paragraphs When creating settings, characters and plot consider the audience and purpose Use standard English forms for verb inflections Use a wider range of conjunctions Begin to use noun phrases expanded by the addition of modifying adjectives and nouns Use fronted adverbials Begin to use commas after fronted adverbials Begin to use apostrophes to mark plural possession Use inverted commas and begin to use other punctuation to indicate direct speech <p>Writing to Entertain Poetry</p>	<p>Writing to Entertain Narrative <i>After leaving the rainforest</i></p> <ul style="list-style-type: none"> Organise paragraphs When creating settings, characters and plot consider the audience and purpose Use a wider range of conjunctions Begin to use noun phrases expanded by the addition of modifying adjectives, nouns and preposition phrases Begin to make the appropriate choice of noun or pronoun to aid cohesion and avoid repetition Use commas after fronted adverbials Use apostrophes to mark plural possession Use inverted commas and other punctuation to indicate direct speech <p>Writing to Persuade Persuasive letter</p>	<p>Writing to inform Informal Letter from Character/ Diary Entry <i>Vanishing glass</i></p> <ul style="list-style-type: none"> Extend the range of sentences with more than one clause by using a wider range of conjunctions Use commas after fronted adverbials Use apostrophes to mark plural possession <p>Formal Letter <i>Complaint from Mr Dursley to Dumbledore – The Letters from No-one</i></p> <ul style="list-style-type: none"> Extend the range of sentences with more than one clause by using a wider range of conjunctions Make the appropriate choice of noun or pronoun to aid cohesion and avoid repetition Use commas after fronted adverbials 	<p>Writing to Entertain Retelling of battle <i>Narrative</i></p> <ul style="list-style-type: none"> Organise paragraphs around a theme Extend the range of sentences with more than one clause by using a wider range of conjunctions Use commas after fronted adverbials Use inverted commas and other punctuation correctly and consistently to indicate direct speech <p>Writing to inform Letter Writing <i>Letter from father to son asking when returning</i></p> <ul style="list-style-type: none"> Organise paragraphs around a theme Extend the range of sentences with more than one clause by using a wider range of conjunctions 	<p>Writing to inform Non-chronological report</p> <ul style="list-style-type: none"> Use simple organisational devices in non-narrative writing Organise paragraphs around a theme Extend the range of sentences with more than one clause by using a wider range of conjunctions <p>Instructions</p> <ul style="list-style-type: none"> Use commas after fronted adverbials correctly Extend the range of sentences with more than one clause by using a wider range of conjunctions Use apostrophes to mark plural possession 	<p>Writing to Inform Recount</p> <ul style="list-style-type: none"> Organise paragraphs around a theme Extend the range of sentences with more than one clause by using a wider range of conjunctions Use noun phrases expanded by the addition of modifying adjectives, nouns and preposition phrases Use standard English forms for verb inflections instead of local spoken forms Use commas after fronted adverbials correctly <p>Biography <i>e.g. character from John Lewis advert</i></p> <ul style="list-style-type: none"> Organise paragraphs around a theme Extend the range of sentences with more than one clause by using

Year 4 Long Term Plan

	<p><i>Lemn Sisay – Let there be peace</i></p> <ul style="list-style-type: none"> Begin to make the appropriate choice of noun or pronoun to aid cohesion and avoid repetition 	<p><i>about rainforests</i></p> <ul style="list-style-type: none"> Organise paragraphs Use a wider range of conjunctions Use commas after fronted adverbials Use apostrophes to mark plural possession 	<ul style="list-style-type: none"> Use apostrophes to mark plural possession Use standard English forms for verb inflections instead of local spoken forms 	<ul style="list-style-type: none"> Make the appropriate choice of noun or pronoun to aid cohesion and avoid repetition Use commas after fronted adverbials correctly 		<p>a wider range of conjunctions</p> <ul style="list-style-type: none"> Use apostrophes to mark plural possession Use noun phrases expanded by the addition of modifying adjectives, nouns and preposition phrases
	<ul style="list-style-type: none"> Plan writing by discussing similar writing in order to understand and learn from its structure, vocabulary and grammar/Plan writing by discussing and recording ideas Compose and rehearse sentences orally (including dialogue), building varied and rich vocabulary and an increasing range of sentence structures Evaluate and edit by assessing the effectiveness of own and others' writing and suggest improvements Evaluate and edit writing by proposing changes to grammar and vocabulary to improve consistency, including the accurate use of pronouns in sentences, expanded noun phrases and fronted adverbials Proof-read for spelling and punctuation errors, including the use of the apostrophe for possession, speech punctuation and use of the comma for fronted adverbials Confidently read writing aloud to a group or class, using appropriate intonation and controlling the tone and volume so that the meaning is clear Use and understand the following terms accurately and appropriately when discussing writing: determiner; pronoun, possessive pronoun; and adverbial 					
	<p>Handwriting</p> <ul style="list-style-type: none"> Use the diagonal and horizontal strokes that are needed to join letters and understand which letters are best left unjoined Increase the legibility, consistency and quality of handwriting, e.g. by ensuring that the downstrokes of letters are parallel and equidistant; that the lines of writing are spaced sufficiently so that the ascenders and descenders of letters do not touch 					
Maths	<p>Number Place Value</p> <p>Number Addition and Subtraction</p>	<p>Number Addition and Subtraction</p> <p>Measurement Area</p> <p>Number Multiplication and Division</p>	<p>Number Multiplication and Division</p> <p>Measurement Length and Perimeter</p>	<p>Number Fractions</p> <p>Number Decimals</p>	<p>Number Decimals</p> <p>Measurement Money</p> <p>Measurement Time</p>	<p>Geometry Properties of Shape</p> <p>Statistics</p> <p>Geometry Position and Direction</p>
Science	Animals, including humans	Living things and their habitats Conservation	Electricity	Sound	Living things and their habitats	States of matter
History	How have children's lives changed?			British history 3: How hard was it to invade and settle in Britain?	British history 4: Were the Vikings raiders or peace-loving settlers?	
Geography		Why are rainforests important to us?	Where does our food come from?			What are rivers and how are they formed?

Year 4 Long Term Plan

Computing	Online Safety	Programming Scratch	Computing systems and networks: Collaborative learning	Programming Computational Thinking	Computing systems and networks: Emailing	Data handling Investigating weather
Art and Design		Craft and design Fabric of nature		Painting and mixed media Light and dark		Drawing Power prints
	Stand-alone lesson(s): Sculpture and 3D: Mega materials					
Design and Technology (Including Cooking and Nutrition)	Mechanical systems Making a slingshot car		Electrical systems Torches		Structures Pavilions	
	Stand-alone lesson(s): Cooking and Nutrition: Food: Adapting a recipe					
RE	Judaism Beliefs and Practices	Christianity Christmas	Judaism Passover	Christianity Easter	Judaism Beliefs and Practices	Christianity Prayer and worship
Modern Foreign Languages: Spanish	Greetings Age/numbers Colours		Animals Instruments		Days Months Fruits	
PE	Ball Skills	Netball	Gymnastics	Dance	Athletics	Tennis
	Swimming	Swimming	Swimming	Swimming	Swimming	Swimming
Music	Interesting Time Signatures	Combining Elements to Make Music	Developing Pulse and Groove Through Improvisation	Creating Simple Melodies Together	Connecting Notes and Feelings	Purpose, Identity and Expression in Music
PSHE and RSE	Introduction lesson	Family and relationships	Health and wellbeing	Safety and the changing body	Citizenship	Citizenship
	Family and relationship	Health and wellbeing	Safety and the changing body			Economic wellbeing Transition lesson