








Year 1 Long Term Plan

	Autumn 1	Autumn 2	Spring 1	Spring 2	Summer 1	Summer 2
Suggested Visits/Visitor opportunities	Local area walk to North End Road market	Autumn Walk	Church visit (RE)	Story teller/drama group Fulham Palace Let's play: toys of the 20th century	Kew Gardens Fulham Palace Is a tree a plant?	Sea life Aquarium
Key Texts	Who's our New Teacher? 	Oi Frog!  Dragon in a Wagon 	The Highway Rat 	The Three Little Pigs 	Where the Wild Things Are 	Guess What I am! 
English	<p>Writing to Inform Labels, Lists and Captions <i>Covered in science and geography</i></p> <ul style="list-style-type: none"> Leave spaces between words <p>Writing to Entertain Familiar Settings <i>Alternative local area setting for Who's our new...?</i></p> <ul style="list-style-type: none"> Sequence sentences to form short narratives Leave spaces between words Begin to join words and join clauses using 'and' Use capital letters at the beginning of sentences Begin to use capital letters for the names of people and places Use full stops Begin to use question marks Use full stops Begin to use question marks 	<p>Writing to Entertain Poetry <i>Animal rhyme, number rhymes/number bond rhyme</i></p> <ul style="list-style-type: none"> Join words using 'and' <p>Writing to Inform Recount</p> <ul style="list-style-type: none"> Join words and join clauses using 'and' Use capital letters at the beginning of sentences Use full stops Use a capital letter for names of places, the days of the week, and the personal pronoun 'I' Sequence sentences to form short narratives 	<p>Writing to Inform Character Descriptions <i>Wanted poster</i></p> <ul style="list-style-type: none"> Use the prefix 'un' Join words and join clauses using 'and' Use question marks Begin to use exclamation marks <p>Writing to Inform Letter Writing <i>Apology letter from Highway Rat</i></p> <ul style="list-style-type: none"> Use the prefix 'un' Use 'ing' where no change is needed in the spelling of root words Use a capital letter for names of people and the personal pronoun 'I' 	<p>Writing to Entertain Traditional Tales/ Fairy Tales <i>Retelling and writing own tale based on Three Little Pigs</i></p> <ul style="list-style-type: none"> Use 'ed' where no change is needed in the spelling of root words (huffed/puffed/climbed) Sequence sentences to form short narratives Join words and join clauses using 'and' and begin to use other joining words Use capital letters at the beginning of sentences Use full stops Use question marks Use a capital letter for the personal pronoun 'I' <p>Writing to Inform Instructions</p> <ul style="list-style-type: none"> Use capital letters at the beginning of sentences Use full stops Join words and join clauses using 'and' 	<p>Writing to Entertain Imaginary Setting Story and Characters <i>Character description and A new fantasy settings Story for Max</i></p> <ul style="list-style-type: none"> Use 'ed' where no change is needed in the spelling of root words Sequence sentences to form short narratives Join words and join clauses using 'and' and other joining words Use exclamation marks Use a capital letter for names of people and places 	<p>Writing to Inform Glossaries and Information Text <i>About animals</i></p> <ul style="list-style-type: none"> Use the spelling rule for adding 's' or 'es' as the plural marker for nouns and the third person singular marker for verbs Use 'est' and 'er' where no change is needed in the spelling of root words Join words and join clauses using 'and' and other joining words Use question marks Use exclamation marks Use a capital letter for names of places and the personal pronoun 'I'

Year 1 Long Term Plan

	<ul style="list-style-type: none"> • Use phonic knowledge to spell words, spelling some correctly and making phonically-plausible attempts at other • Spell some keywords • Rehearse a sentence orally before writing it • Compose and write sentences independently • Re-read writing to check it makes sense • Discuss writing with teacher or peers • Read written work clearly so that it can be heard by others • Use these terms when discussing their writing: <i>letter, capital letter; word, singular, plural; sentence; and punctuation, full stop, question mark, exclamation mark</i> 					
	Handwriting <ul style="list-style-type: none"> • Form lowercase letters of the correct size in most writing • Use diagonal and horizontal strokes to join letters, understanding which are best left unjoined • Write capital letters and digits correctly • Use spacing between words correctly 					
Maths	<p>Number Place Value (within 10)</p> <p>Number Addition and Subtraction (within 10)</p>	<p>Number Addition and Subtraction (within 10)</p> <p>Geometry Shape</p>	<p>Number Place Value (within 20)</p> <p>Number Addition and Subtraction (within 20)</p>	<p>Number Place Value (within 50)</p> <p>Measurement Length and Height</p> <p>Measurement Mass and Volume</p>	<p>Number Multiplication and Division</p> <p>Number Fractions</p> <p>Geometry Position and Direction</p>	<p>Number Place Value (within 100)</p> <p>Measurement Money</p> <p>Measurement Time</p>
Science	<p>Animals, including humans All About Me</p>	<p>Animals, including humans All about animals</p> <p>Seasonal Changes Autumn How do the seasons impact on what we do?</p>	<p>Everyday materials Exploring Materials</p> <p>Seasonal Changes Winter How do the seasons impact on what we do?</p>	<p>Everyday materials Building (based on the Three Little Pigs)</p> <p>Seasonal Changes Spring How do the seasons impact on what we do?</p>	<p>Plants What plants would the Wild Things find in our playground?</p>	<p>Seasonal Changes How do the seasons impact on what we do?</p>
History		How am I making history?		How have toys changed?	How have explorers changed the world?	
Geography	What is it like here?		What is the weather like in the UK?			What is it like to live in Shanghai?

Year 1 Long Term Plan

Computing	Online Safety	Programming (Algorithms unplugged)	Programming Bee-Bots	Skills Showcase Rocket to the moon	Creating media Digital Imagery	Data handling Introduction to data
Art and Design		Drawing Make your mark		Painting and mixed media Colour splash		Sculpture and 3D Paper play
	Stand-alone lesson(s): Craft and design: Woven wonders/Embellishments					
Design and Technology (Including Cooking and Nutrition)	Cooking and Nutrition Fruit and vegetables		Structures Constructing a windmill		Textiles Puppets	
	Stand-alone lesson(s): Mechanisms: Making a moving storybook – Exploring sliders and movement					
RE	Christianity The Creation Story	Christianity The Christmas Story	Christianity Jesus as a friend	Christianity Easter – Palm Sunday	Judaism Shabbat	Judaism Chanukah
PE	Sending and Receiving	Gymnastics	Dance	Fundamentals	Athletics	Target Games
Music	Senses Explore music using voices and classroom instruments	Superheroes Explore the concept of soundscapes and graphic score	Dinosaurs Explore dynamics, timbre, tempo and pitch	Carnival of the Animals Explore movements and instrumentation, dynamics, tempo and pitch	Fantasy and Adventure Compose music to create atmosphere	At the Seaside Use graphic symbols and images to create a score
PSHE and RSE	Introduction lesson Family and relationship	Family and relationships Health and wellbeing	Health and wellbeing Safety and the changing body	Safety and the changing body Citizenship	Citizenship Economic wellbeing	Economic wellbeing Transition lesson