





	Autumn 1	Autumn 2	Spring 1	Spring 2	Summer 1 SATS	Summer 2
Suggested Visits/Visitor opportunities	Into University: HMS Belfast Imperial War Museum		Fulham Library and Archives		Mosque	Wandsworth Recycling Centre Richmond Park
Key Texts	Letters from the Lighthouse 		Macbeth  		The Island Armin Greder 	
English	<p><u>Writing to Inform</u> Missing person's report</p> <ul style="list-style-type: none"> Plan writing by identifying the audience and purpose and effectively selecting the appropriate form Use passive verbs to affect the presentation of information in a sentence Use relative clauses beginning with who, which, where, when, whose, that or with an implied (i.e omitted) relative pronoun Use commas to clarify meaning or avoid ambiguity in writing <p>Diary entry</p> <ul style="list-style-type: none"> use relative clauses beginning with who, which, where, when, whose, that or with an implied (i.e omitted) relative pronoun use commas to clarify meaning/avoid ambiguity Link ideas across paragraphs using a wider range of cohesive devices <p><u>Writing to Discuss</u> Balanced argument</p>	<p><u>Writing to Inform</u> Biography</p> <ul style="list-style-type: none"> Plan writing by noting and developing initial ideas, drawing on reading and research where necessary Summarise longer passages accurately Use further organisational and presentational devices to structure text and to guide the reader [e.g. headings, bullet points, underlining] Use relative clauses beginning with who, which, where, when, whose, that or with an implied (i.e omitted) relative pronoun Link ideas within and across paragraphs using a wider range of cohesive devices <p><u>Writing to Entertain</u> Poetry <i>War poem</i></p> <ul style="list-style-type: none"> Confidently perform own compositions, using appropriate intonation, 	<p><u>Writing to Entertain</u> Narrative <i>Retelling Macbeth</i></p> <ul style="list-style-type: none"> Consider how authors have developed characters and settings Use relative clauses beginning with who, which, where, when, whose, that or with an implied (i.e omitted) relative pronoun Select appropriate grammar & vocabulary, understanding how some choices can change/enhance meaning Describe settings, characters, atmosphere in narratives Integrate dialogue to convey character and advance the action Link ideas across paragraphs using a wider range of cohesive devices <p><u>Writing to Inform</u> Letter <i>Problem from Macbeth character perspective</i></p>	<p><u>Writing to Persuade</u> Persuasive speech <i>Who is the guiltiest in Macbeth?</i></p> <ul style="list-style-type: none"> Use vocabulary and structures that are appropriate for formal speech and writing, including subjunctive forms Use the perfect form of verbs to mark relationships of time and cause Select appropriate grammar & vocabulary, understanding how some choices can change/enhance meaning Select appropriate grammar & vocabulary, understanding how some choices can change/enhance meaning Link ideas across paragraphs using a wider range of cohesive devices (repetition of a word or phrase, grammatical connections and ellipsis) <p><u>Writing to Inform</u> Non-chronological report</p>	<p><u>Writing to Entertain</u> Extended narrative <i>Written from a different perspective</i></p> <ul style="list-style-type: none"> Consider how authors have developed characters and settings Use relative clauses beginning with who, which, where, when, whose, that or with an implied (i.e omitted) relative pronoun Select appropriate grammar & vocabulary, understanding how some choices can change/enhance meaning Describe settings, characters, atmosphere in narratives Integrate dialogue to convey character and advance the action Link ideas across paragraphs using a wider range of cohesive devices (repetition of a word or phrase, grammatical connections and ellipsis) 	<p><u>Writing to Inform</u> Instructional writing</p> <ul style="list-style-type: none"> Use further organisational and presentational devices to structure text and to guide the reader [for example, headings, bullet points, underlining] Use modal verbs or adverbs to indicate degrees of possibility Use a colon to introduce a list and semi-colons within a list

Year 6 Long Term Plan

	<ul style="list-style-type: none"> Plan writing by noting and developing initial ideas, drawing on reading and research where necessary Use vocabulary and structures that are appropriate for formal speech and writing, incl. subjunctive forms Use perfect form of verbs to mark relationships of time and cause Use commas to clarify meaning/avoid ambiguity Confidently perform own compositions, using appropriate intonation, volume and movement so that meaning is clear Link ideas across paragraphs using a wider range of cohesive devices 	<ul style="list-style-type: none"> volume and movement so that meaning is clear Use commas to clarify meaning or avoid ambiguity 	<ul style="list-style-type: none"> Use passive verbs to affect the presentation of information in a sentence Use the perfect form of verbs to mark relationships of time and cause Use relative clauses beginning with who, which, where, when, whose, that or with an implied (i.e omitted) relative pronoun 	<p><i>Mythical creature, e.g. giant</i></p> <ul style="list-style-type: none"> Use further organisational and presentational devices to structure text and to guide the reader [e.g. headings, bullet points, underlining] Use passive verbs to affect the presentation of information in a sentence Use relative clauses beginning with who, which, where, when, whose, that or with an implied (i.e omitted) relative pronoun Understand how hyphens can be used to avoid ambiguity Use semi-colons, colons and dashes 	<p>Descriptive writing <i>Literacy Shed</i></p> <ul style="list-style-type: none"> Use passive verbs to affect the presentation of information in a sentence Use the perfect form of verbs to mark relationships of time and cause Use relative clauses beginning with who, which, where, when, whose, that or with an implied (i.e omitted) relative pronoun Use commas to clarify meaning or avoid ambiguity in writing 	
Maths	<p>Number Place Value</p> <p>Number Addition, Subtraction, Multiplication and Division</p>	<p>Number Addition, Subtraction, Multiplication and Division</p> <p>Number Fractions</p> <p>Measurement Converting Units</p>	<p>Number Ratio</p> <p>Number Algebra</p> <p>Number Decimals</p>	<p>Number Fractions, Decimals and Percentages</p> <p>Measurement Perimeter, Area and Volume</p> <p>Statistics</p>	<p>Geometry Shape</p> <p>Geometry Position and Direction</p>	<p>Investigations</p> <p>Problem Solving</p>
Science	Living things and their habitats	Animals, including humans	Evolution and inheritance	Light	Electricity	Looking after the environment
History	British history 6: What was the impact of World War II on the people of Britain?		What does the Census tell us about local areas?		Unheard histories: Who should feature on the £10 banknote?	

Year 6 Long Term Plan

Geography		Why does population change?		Where does our energy come from?		Can I carry out an independent fieldwork enquiry?
Computing	Online Safety (1 Lesson pet Half-term) Computing systems and networks: Bletchley Park	Computing systems and networks: Exploring AI	Data Handling Big Data	Programming Intro to python	Data Handling Big Data	Skills Showcase Inventing a product
Art and Design	Craft and design Photo opportunity (5 lessons)		Painting and mixed media Artist study (Lessons 1, 4 and/or 5)		Drawing Make my voice heard	Sculpture and 3D Making memories
Design and Technology (Including Cooking and Nutrition)		Textiles Waistcoats		Structures Playgrounds		Electrical systems Steady hand game (Lessons 2 – 4)
RE	Islam Beliefs and Practices	Christianity Christmas	Christianity Beliefs and Meaning	Christianity Easter	Islam Beliefs and moral values	Islam Beliefs and meaning
Modern foreign Languages: Spanish	The Date	Do you have a pet?	Clothes	At School	At the weekend	
PE	Rounders	Netball	Dance	Fitness	Athletics	Tennis Swimming
Music	Electricity Explore pulse, beat, rhythm and notation, writing and performing rhythm grid music	Celebrations Different styles of music used in celebrations	Garageband Bandlab Develop understanding of music technology	Arctic Explore and create programmatic soundscapes	WW2 Music performed during World War 2	Reggae Key reggae musical features <i>chord patterns, riffs, bass line, melody and rhythm</i>
PSHE and RSE	Introduction lesson Family and relationship	Health and wellbeing	Health and wellbeing Safety and the changing body	Safety and the changing body Citizenship	Citizenship Economic wellbeing	Economic wellbeing Identity

Year 6 Long Term Plan

						Transition lesson: Dealing with change
--	--	--	--	--	--	----------------------------------------